



## Pause

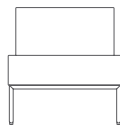
Design by Allermuir

Pause is a contemporary modular seating system which works as individual pieces or in modular layouts to create waiting, working or relaxing environments. The range's versatility lends itself to a host of

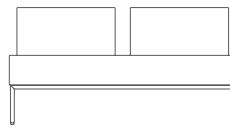
applications across corporate or hospitality environments.



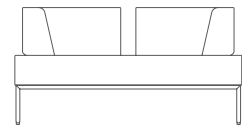
PSM100  
PSM200



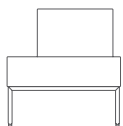
PSM102



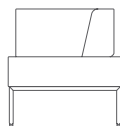
PSM202



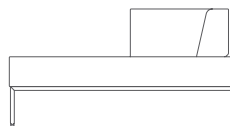
PSM204



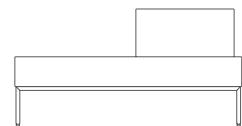
PSM101LH  
PSM101RH



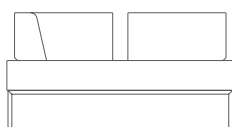
PSM103LH  
PSM103RH



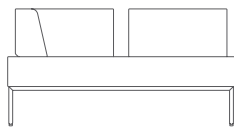
PSM203LH  
PSM203RH



PSM201LH  
PSM201RH



PSM205



PSM206RH  
PSM207LH



## Design Allermuir

Our team of talented in house designers is responsible for creating elegant, innovative furniture designs that not only look beautiful, but minimise the impact on the world around us.

Constantly exploring new product trends and keeping up to date with the latest innovations in technology and materials, our design team creates world class designs of the highest quality.




Pause

Design by Allermuir

Pause is a contemporary modular seating system which works as individual pieces or in modular layouts to create waiting, working or relaxing environments. The range's versatility lends itself to a host of

applications across corporate or hospitality environments.



PSB154L  
PSB214L



PSB154H  
PSB214H



PSS042L



PSP075L



PSP075H



PSS042H



Design  
Allermuir

Our team of talented in house designers is responsible for creating elegant, innovative furniture designs that not only look beautiful, but minimise the impact on the world around us.

Constantly exploring new product trends and keeping up to date with the latest innovations in technology and materials, our design team creates world class designs of the highest quality.

## Standard Features

- (\* - Selected models only)
- Traditional carcass seat construction\*
- Moulded foam back construction\*
- Tubular steel frame\*
- Plastic glides with leveling adjustment\*
- 2.25" hard wheel castors\*

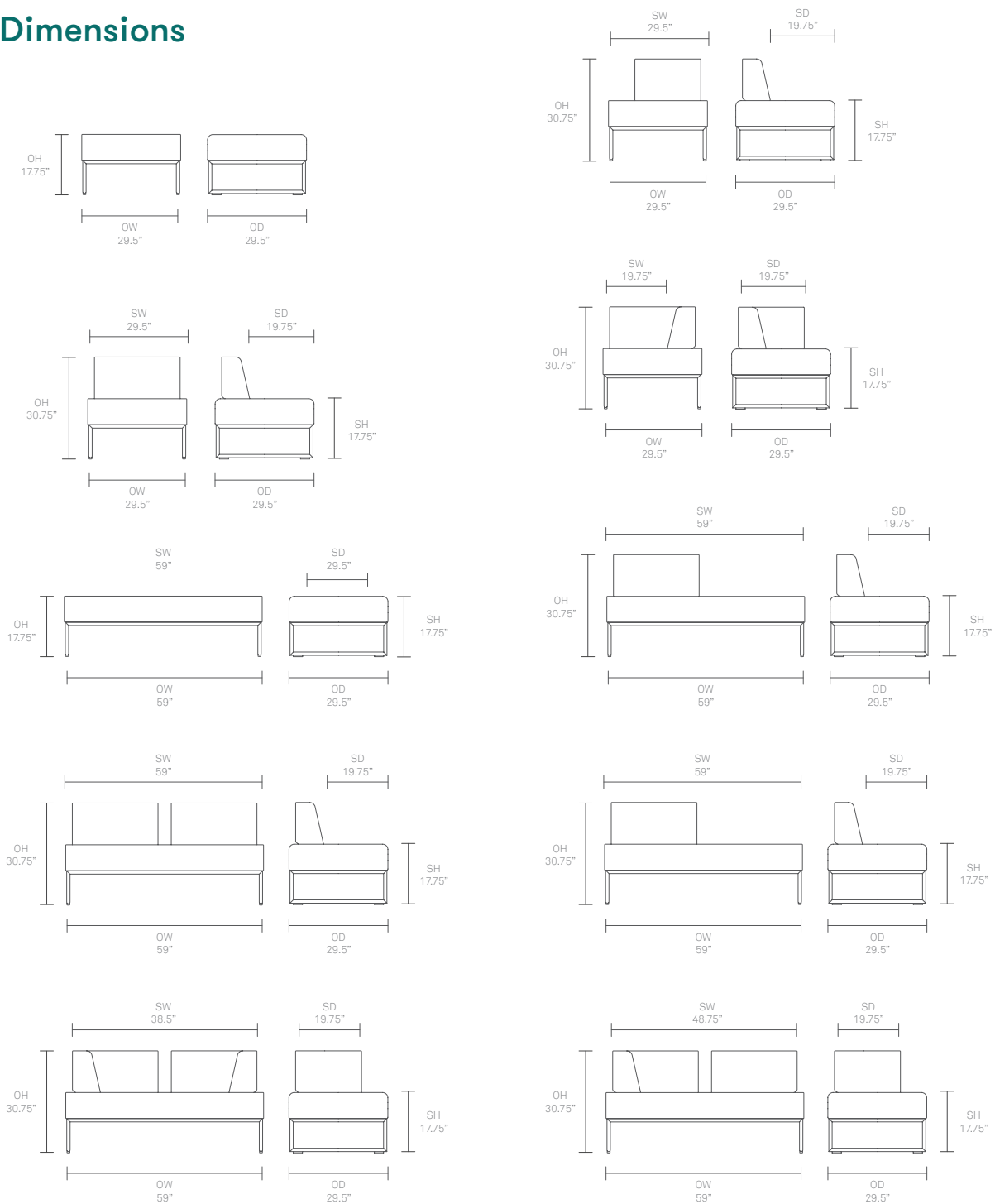
## Optional Features

- Seat to seat linking\*
- Two-tone upholstery
- Glides\*
- Soft wheel castors
- Soft wheel break unloaded castors\*
- Counter height stool option\*

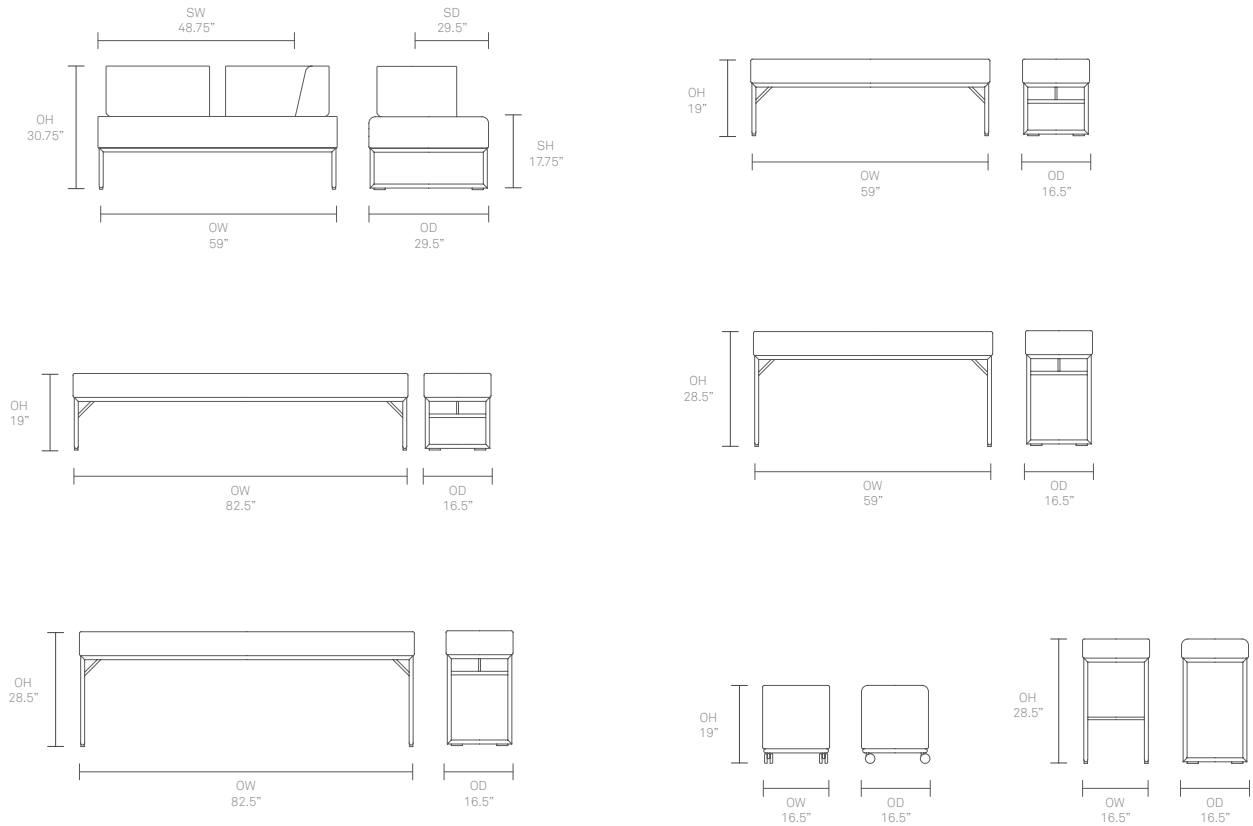
## Performance Standards

- ANSI/BIFMA X5.4:2005
- SCS-EC10.2-2007 Indoor Air Quality

## Dimensions



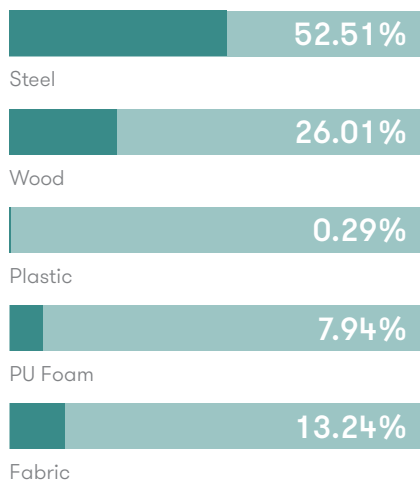
## Dimensions



## Environmental Performance

### Material Content

Components are constructed of the following



### Recycled Content

Contains up to 32.50% of Recycled Material



### Recyclability

The range is 100% recyclable

100%

## Finish Options

Tubular steel frames are available in  
Polished Chrome

Pause can be upholstered in a broad range  
of contract upholstery fabrics, vinyls and  
leathers from Allermuir standard collection

---

### Mainline Metal Finishes



Polished  
Chrome